

What the Moodle?!?

Moodle is an open-source software platform for education. The name Moodle has two meanings. First, it's an acronym for **Modular Object Oriented Developmental Learning Environment**. Moodle is also Australian slang that means "to toss around an idea in your head for a while to look at different aspects of it."

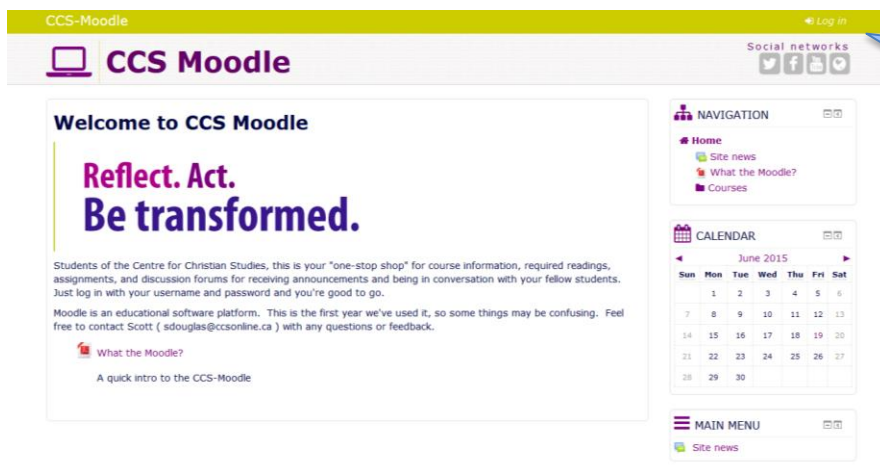
The CCS Moodle is where you'll find your course readings. It's where you'll submit your assignments. It's where you can find announcements and take part in conversation among students. During a learning circle you might also find session agendas and handout materials in the Moodle.

In the past CCS has used a combination of dropbox and email for assignments and reading distribution, and Yahoo groups (listserv) for announcements and discussion. The CCS Moodle combines those functions into one platform.

Hopefully you'll find it easy to use. If you run into problems, feel free to contact Scott, the Information & Program Administrator.

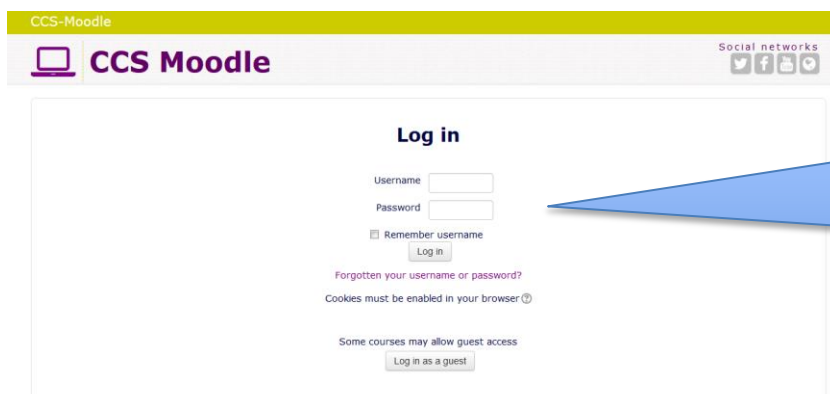
CCS-Moodle: A Quick Overview

You can find the Moodle at www.ccsonline.ca/moodle/. When you get there, you'll probably see something like this (unless you're using a smart phone, in which case the layout might be a bit different):



The screenshot shows the CCS Moodle homepage. At the top, there is a yellow header with "CCS-Moodle" and a "Log in" link. Below the header, the main content area features a "Welcome to CCS Moodle" message with the tagline "Reflect. Act. Be transformed." and a brief introduction to the platform. On the right side, there is a "NAVIGATION" menu with links for Home, Site news, What the Moodle?, and Courses. Below that is a "CALENDAR" for June 2015, and a "MAIN MENU" with a link for Site news. Social network icons for Twitter, Facebook, and YouTube are also visible in the top right corner.

If you're logged in, you'll see your name up here. If not, you can click on the "log in" link.



The screenshot shows the CCS Moodle login page. It features a "Log in" section with input fields for "Username" and "Password", a "Remember username" checkbox, and a "Log in" button. Below the login form, there are links for "Forgotten your username or password?" and "Cookies must be enabled in your browser". At the bottom, there is a "Log in as a guest" button.

Log in with your name and password. If you are logging in for the first time, you may be asked to change your password. If you've forgotten your password, click the link below.

Home Page

Once you've logged in, the home page will list courses you're enrolled in. Click it to go to your course page.

Hey, you're logged in!

A navigation block with quick links to places you might want to go.

A calendar that says if you have assignments due, etc.

The Course Page. Lots of stuff here.

The News has announcements from CCS staff. The course Forum is for discussion (you can start topics and reply to posts).

Recent announcements

Click an arrow to open or close a section.

If you've submitted assignments, you can see your grades.

These are sections of the course. A section might be designated for readings, or assignments, or learning circle sessions, etc. (They're also listed in the Navigation block.)

Different kinds of resource: a “book”, a document, a PDF.

Books open in your browser, documents download to your computer, and PDFs likely open in your browser.

Welcome! Read this first.



Things you need to know about before the Leadership Development Module even begins. Please read this stuff first, as there are some actions (eg. sending in your student info form) that should be done right away.



LDM Info Package

What to expect from the LDM, and how to prepare. Click the title to open. Use the forward and back arrows to move from one page to another, or click on the chapter titles in the Table of Contents in your sidebar.



Student Info Form (rtf)

IMPORTANT: Please fill this out and return to Scott as soon as possible (especially the allergy, medical concerns, next of kin info).



Woodsworth House

Some information about where the LDM takes place, suggestions of accommodations possibilities, nearby restaurants, etc.

June LDM Info Package

Who's Who

LDM Facilitators



Ted Dodd joined the Centre for Christian Studies program staff in July of 1998 and carries particular responsibilities in the areas of educational ministry and pastoral care. Prior to joining the staff of the Centre, Ted served a new church development congregation in Winnipeg. For eleven years, he was

Worship, Education and Justice staff for the Conference of Manitoba and Northwestern Ontario of the United Church of Canada. He has also worked in interim ministry with an amalgamating congregation, in a rural four-point charge, and in urban Toronto as a staff associate. A frequent contributor to United Church publications, Ted co-edited Roll Away the Stone: Lenten Reflections at the Close of the Ecumenical Decade in Solidarity with Women, contributed to Spiritual Guides, and chaired the national task group preparing the service book,

Celebrate God's Presence. In 2003, after a special program of study, Ted became the first person in the United Church to switch order of ministry designation from ordained to diaconal. His thesis for his Master of

Sacred Theology degree focussed on diaconal ministry in the United Church. In 2004, he completed a certificate in Conflict Mediation. He completed his Doctor of Ministry in 2008 focussing his work on transformational theological education. An avid runner, Ted has twice finished the Boston Marathon.

Table of contents

- Welcome
- Some Details
- Who's Who
- Getting Ready
- What to Expect
- Morning Worship and Community Check In

Navigation

- Home
- My home
- Site pages
- My profile
- Current course
 - LDM-jun2014
 - Participants
 - Welcome to the Leadership Development Module
 - LDM General Overview and

This is what a “book” looks like. Use these left and right arrows to move through it, or click on a chapter in the Table of Contents

Assignments are another kind of resource.

This tells you when the assignment is due, whether you've submitted it or not, and if it's been marked.

Spiral Reflection - Due August 3

5-6 pages. Due August 3.

Purpose: to reflect on significant experiences in order to facilitate the process of learning and action to gain experience in using the learning spiral (this methodology will be explained and practiced at the Leadership Development Module)

Content: Identify an experience or insight which is meaningful, troubling or confusing and follow it through using the spiral process as the guide for your written reflections

Process:

- o submit reflection via moodle by August 3
- o staff will converse with the reflection and return it

Submission status

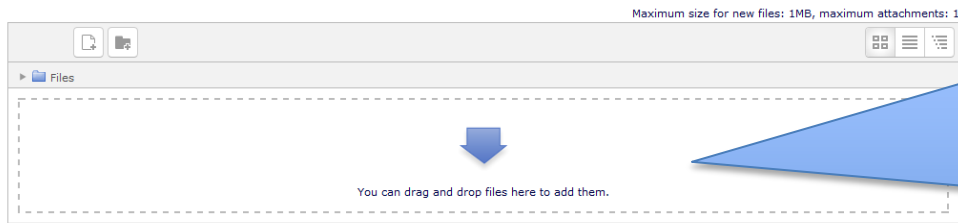
Submission status	No attempt
Grading status	Not graded
Due date	Sunday, 3 August 2014, 12:00 AM
Time remaining	88 days 7 hours

Add submission

Make changes to your submission

Not all assignments require you to do something online. If they do, they'll have this section with an “Add submission” button at the bottom.

File submissions




Once you click “Add submission” a window opens where you can upload a file, or drag and drop. (Or a text box where you can type, or cut-and-paste.) Click “submit” to send it off to be marked.

Feedback



After you’ve submitted a file you may get some feedback from Program Staff. If you scroll to the bottom of an assignment page on Moodle you might find...

1. A grade:

Feedback	
Grade	Complete
Graded on	Monday, 22 June 2015, 5:34 PM
Graded by	 Kathy Platt


CCS assignments are marked “Complete” or “Incomplete.”

2. A feedback file

Feedback	
Grade	Complete
Graded on	Wednesday, 5 November 2014, 3:34 PM
Graded by	 Ann Naylor
Feedback files	 Just testing with comments.docx

The feedback file is usually a copy of your submission with comments added by the marker.

3. A feedback comment


Feedback	
Grade	Incomplete (needs work)
Graded on	Wednesday, 15 October 2014, 2:44 PM
Graded by	 Scott Douglas
Feedback comments	I think you could go deeper on this.

Usually only a sentence or two. Different assignments will have different kinds of feedback.

Your Profile

Home > My profile > View profile

Testy McTester



I am a fictional student, made up for testing purposes. I will not be your friend. (Sorry.)

Country Canada
City/town Winnipeg, MB
Course profiles Leadership Development Module - August 2015, Pastoral Care Year 2014-2015, CCS Test Course
First access to site Tuesday, 29 April 2014, 10:13 AM (1 year 56 days)
Last access to site Wednesday, 24 June 2015, 1:42 PM (9 secs)

Customise this page

NAVIGATION

- Home
- My home
- Site pages
- My profile
- View profile**
- Forum posts
- Messages
- My private files
- My courses

If you click “My profile” in the navigation block, you can see what others can see about you.

ADMINISTRATION

- My profile settings
- Edit profile
- Change password
- Messaging

Click “Edit profile” to change what you say about yourself. You can add a picture, update your email address, or change your preferences for how forum posts and announcements come to you. You can also change your password.

Course Forums

Each course (eg. August LDM, Integrating Year, Reflection Year) will have its own Forum. By default, this is a “forced” forum, which means that when you create a new topic or post a reply, everyone on the forum gets sent an email with the message.

By the way, these “breadcrumbs” show what page you’re on, and provide links back.

Home > My courses > Miscellaneous > Test > General > Test Forum


Search forums

CCS Test Course

Test Forum

Use the **Notice Board** for announcements (one-way communication from CCS Staff to students). The Forum is for discussion.

Add a new discussion topic

Discussion	Started by	Replies	Last post
Howdy	 Testy McTester	0	Testy McTester Wed, 24 Jun 2015, 1:47 PM

NAVIGATION

- Home
- My home
- Site pages
- My profile
- Current course
- Test
 - Participants
 - General
 - Notice Board
 - Test Forum**
 - Overview
 - Readings
 - Session 1
- My courses

Here’s a forum topic. Click to see the content or reply.

Start a new discussion topic.

There will be more to discover, and, as they say, “your mileage may vary.”

Explore. Try stuff out. Use the course forum to ask questions or email Scott at sdouglas@ccsonline.ca. Good luck.